

440~465W

AS440-465M6-144

MORE POWER



Maximize the light absorption area, module efficiency up to 21.39 %.




Low temperature coefficient (Pmax): -0.35 % /°C.



Better shading tolerance.

MORE RELIABLE




Lower internal current, lower hot spot temperature.



Cell crack risk limited in small region, enhance the module reliability.



Heavy snow load up to 5400 Pa, wind load up to 2400 Pa.



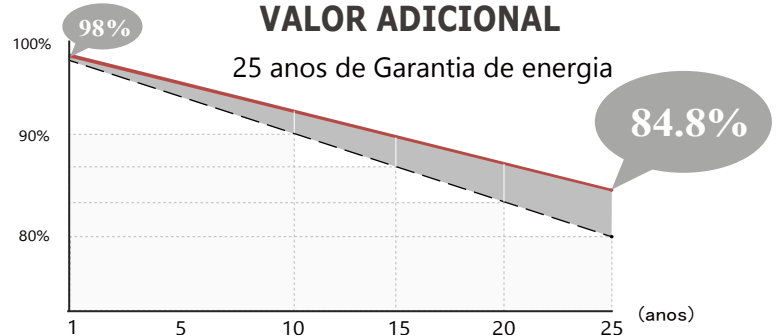
12-year Product Warranty



25-year Linear Performance Warranty

VALOR ADICIONAL

25 anos de Garantia de energia



AS440-465M6-144

440-465W

Half-Cell High Efficiency PV Module

Weight

23.0kg±3%

Cells Type

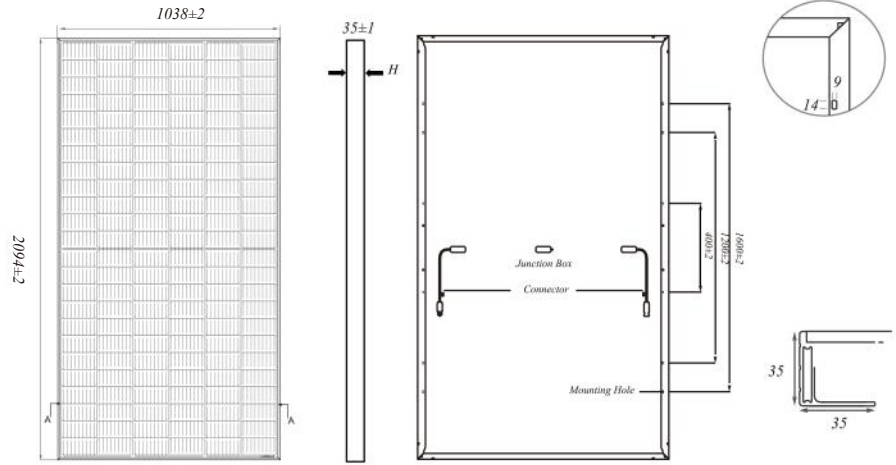
Mono 166x83mm

Dimension(LxWxT)

2094±2mmx1038±2mmx35±1mm

Packaging

31pcs/pallet, 726pcs/40HQ container



Front Side Back
Remark: customized frame color and cable length available upon request

MECHANICAL SPECIFICATION

Cell	Mono
No.of cells	144(6x24)
Cable Length	300mm(+)/300mm(-)
Cable Cross Section Size	4mm ² (IEC)
Junction Box	IP67,3 diodes
Connector	MC4 Compatible

OPERATING PARAMETERS

Maximum System Voltage	1500VDC
Operating Temperature	-40°C~+85°C
Maximum Series Fuse	20A
Maximum StaticLoad,Front	5400Pa(112lb/ft ²)
Maximum StaticLoad,Back	2400Pa(50lb/ft ²)
Safety Class	Class II

ELECTRICAL CHARACTERISTICS STC:AM1.5 1000W/m² 25 °C NOCT:AM1.5 800W/m² 20 °C 1m/s Test uncertainty for Pmax ±3%

Module Type	AS440M6-144		AS445M6-144		AS450M6-144		AS455M6-144		AS460M6-144		AS465M6-144	
	STC	NOCT	STC	NOCT	STC	NOCT	STC	NOCT	STC	NOCT	STC	NOCT
Maximum Power(Pmax/W)	440	333	445	336	450	340	455	344	460	348	465	352
Open Circuit Voltage(Voc/V)	49.40	46.40	49.56	46.65	49.70	46.90	49.85	47.15	50.11	47.38	50.15	47.61
Short Circuit Current(Isc/A)	11.28	9.16	11.32	9.20	11.36	9.25	11.41	9.29	11.45	9.33	11.49	9.38
Voltage at Maximum Power(Vmp/V)	40.90	38.70	41.21	38.95	41.52	39.19	41.82	39.44	42.13	39.68	42.43	39.90
Current at Maximum Power(Imp/A)	10.76	8.60	10.80	8.64	10.84	8.68	10.88	8.72	10.92	8.76	10.96	8.81
Module Efficiency(%)	20.24		20.47		20.70		20.93		21.16		21.39	

TEMPERATURE RATINGS

Norminal Operating Cell Temperature(NOCT)	45±2 °C
Temperature Coefficient of Isc	+0.044%/C
Temperature Coefficient of Voc	-0.272%/C
Temperature Coefficient of Pmax	-0.350%/C

I-V CURVE(AS440-465M6-144)

