



380~410W

AS380-410M10-108


MORE POWER


UP TO 21.00% Maximize the light absorption area, module efficiency up to 21.00 %.

 Low temperature coefficient (Pmax): -0.35 % /°C.

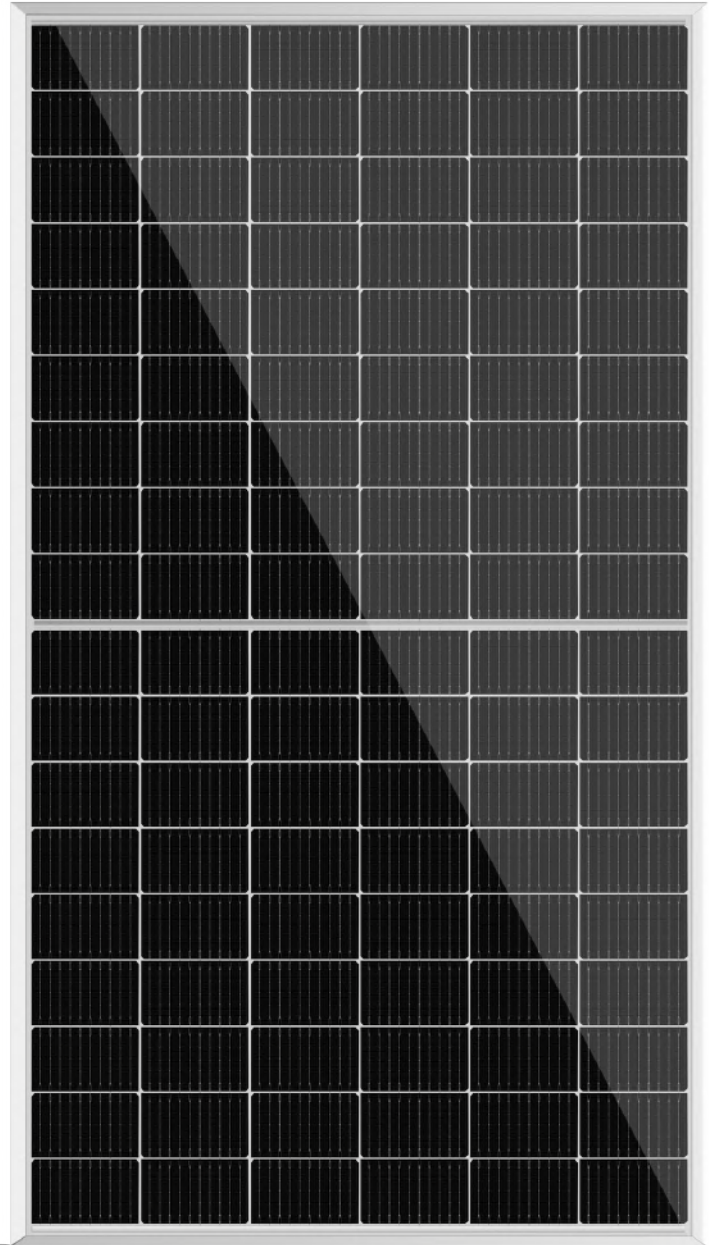
 Better shading tolerance.

MORE RELIABLE

 Lower internal current, lower hot spot temperature.

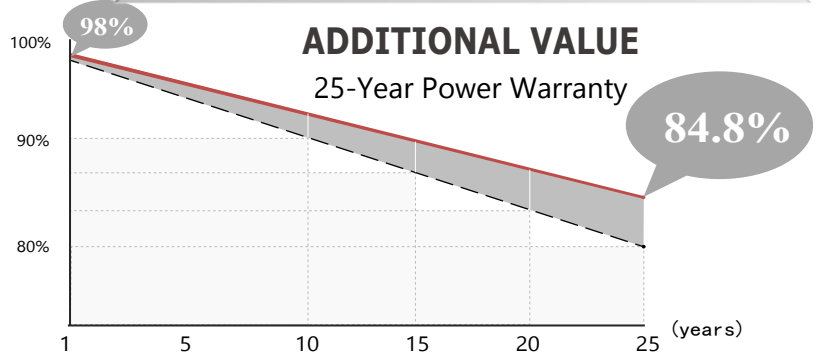
 Cell crack risk limited in small region, enhance the module reliability.

******* Heavy snow load up to 5400 Pa, wind load up to 2400 Pa.



12 12-year Product Warranty

25 25-year Linear Performance Warranty



AS380-410M10-108

380-410W

Half-Cell High Efficiency PV Module

Weight

21.0kgs±3%

Cells Type

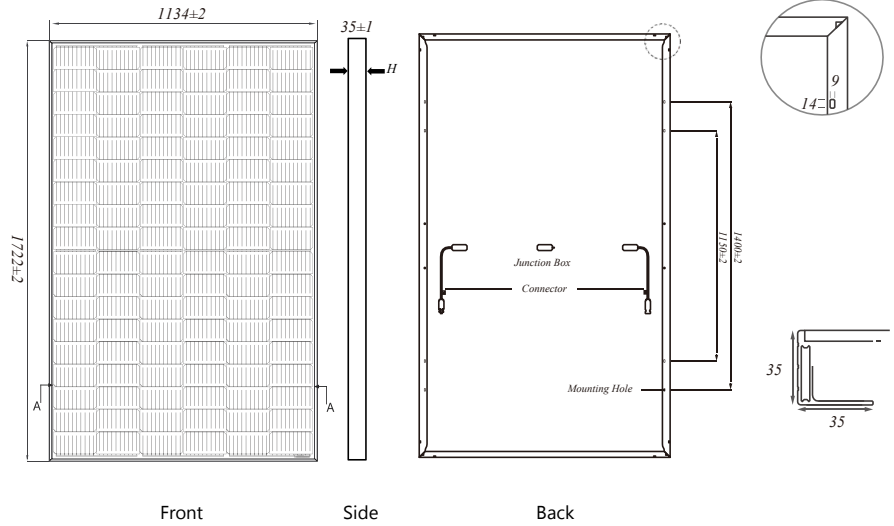
Mono 182x91mm

Dimension(LxWxT)

1722±2mmx1134±2mmx35±1mm

Packaging

31pcs/pallet, 806pcs/40HQ container



Remark: customized frame color and cable length available upon request

MECHANICAL SPECIFICATION

Cell	Mono
No.of cells	108(6x18)
Cable Length	300mm(+)/300mm(-)
Cable Cross Section Size	4mm ² (IEC)
Junction Box	IP68,3 diodes
Connector	MC4 Compatible

OPERATING PARAMETERS

Maximum System Voltage	1500VDC
Operating Temperature	-40°C~ +85°C
Maximum Series Fuse	25A
Maximum StaticLoad,Front	5400Pa(112lb/ft ²)
Maximum StaticLoad,Back	2400Pa(50lb/ft ²)
Safety Class	Class II

ELECTRICAL CHARACTERISTICS STC:AM1.5 1000W/m² 25 C NOCT:AM1.5 800W/m² 20 C 1m/s Test uncertainty for Pmax ±3%

Module Type	AS380M10-182		AS385M10-182		AS390M10-182		AS395M10-182		AS400M10-182		AS405M10-182		AS410M10-182	
	STC	NOCT	STC	NOCT	STC	NOCT	STC	NOCT	STC	NOCT	STC	NOCT	STC	NOCT
Maximum Power(Pmax/W)	380	286.3	385	290.0	390	293.8	395	297.6	400	301.3	405	305.1	410	308.9
Open Circuit Voltage(Voc/V)	36.31	33.97	36.46	34.11	36.61	34.25	36.76	34.39	36.91	34.53	37.06	34.67	37.21	34.81
Short Circuit Current(Isc/A)	13.40	10.82	13.47	10.87	13.54	10.93	13.61	10.99	13.68	11.04	13.75	11.10	13.82	11.16
Voltage at Maximum Power(Vmp/V)	30.56	27.92	30.72	28.14	30.88	28.36	31.04	28.57	31.20	28.79	31.36	29.00	31.52	29.21
Current at Maximum Power(Imp/A)	12.43	10.25	12.53	10.31	12.63	10.36	12.73	10.41	12.82	10.47	12.91	10.52	13.01	10.57
Module Efficiency(%)	19.46		19.72		19.97		20.23		20.48		20.74		21.00	

TEMPERATURE RATINGS

Normal Operating Cell Temperature(NOCT)	45±2 °C
Temperature Coefficient of Isc	+0.045%/ C
Temperature Coefficient of Voc	-0.275%/ C
Temperature Coefficient of Pmax	-0.350%/ C

I-V CURVE(AS380-410M10-182)

